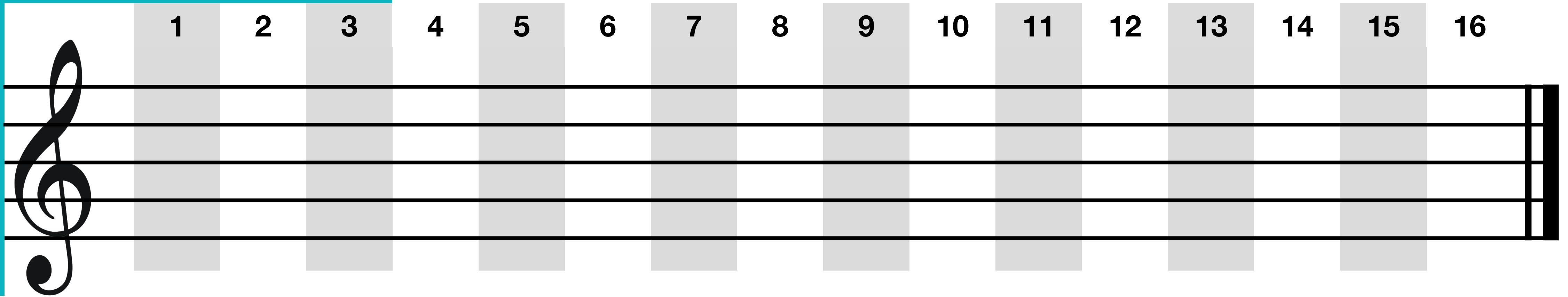




Scoring the Soundings



WHOLE NOTE 

HALF NOTE 


QUARTER NOTE 

EIGHTH NOTE 

1 For each artwork you visit, choose a note from the left. Whole notes are the longest. Eighth notes are the shortest. Don't overthink it. Just go with your gut.

2 There are five symbols to the left of the staff: air, water, fire, wood, and stone. Choose one based on your impression of the artwork. Again, it is an entirely personal choice based on any aspect of the work.

3 Place your note on the line you have chosen. You can put it directly on the line, or in the space above or below the line.



4 Admire your completed score. This is the music of your individual impression of the exhibition. Your own melody of listening and looking.

***** Creating music from a score is an interpretive process. If you would like to hear a simplified version of your melody, take a picture of the completed score and mail it to soundings@nocentre.com. In a day or two, you will be sent a private Dropbox link to a sound-file of your melody. Consider the words you thought about while creating it. You could try to use these to write one or two lines of song-lyric or poetry related to your thoughts on the exhibition. It could be an impression of your feelings, what you saw, or a personal memory it brought to mind. Have fun with it.